


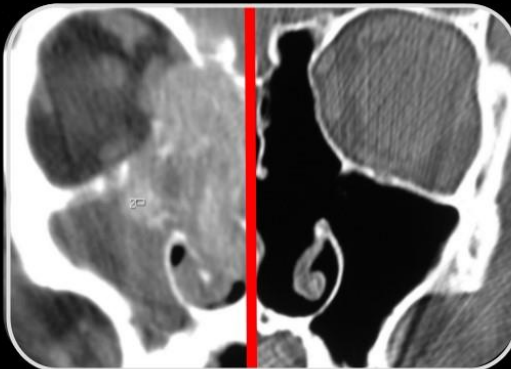
56th Graz Course on Rhinoplasty

July 8th -11th, 2020

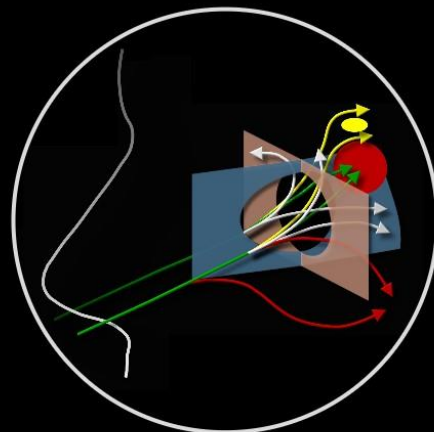
56th Graz Course on Rhinoplasty



SEPTO-RHINOPLASTY
BASICS



FESS
BASICS AND ADVANCED



ENDOSCOPIC
RHINO-NEUROSURGERY

12th Graz Course on Septo-Rhinoplasty: Basics

*"RECOMMENDED BY AND UNDER THE AUSPICES OF
THE EUROPEAN ACADEMY OF FACIAL PLASTIC SURGERY"*

July 8th, 2020

ORGANIZED BY THE

**SECTION PLASTIC AND RECONSTRUCTIVE SURGERY OF THE
AUSTRIAN SOCIETY OF ORL, H&NS**

Meeting Director:

Prof. Josef KAINZ, M.D.

International Guest Faculty:

Prof. Marc O. SCHEITHAUER, M.D., Ulm/Germany

Co-Directors:

Prof. Gerald WOLF, M.D.

Prof. Peter Valentin TOMAZIC, M.D.

Axel WOLF, M.D.



CEE-MEETINGS.COM

FACULTY:

GUESTS OF HONOUR

Prof. D. THURNHER, M.D.

Chair of the Department of General ORL, H&NS,
Medical University of Graz

Prof. N. HAMMER, M.D.

Institute of Anatomy
Medical University of Graz

G. FEIGL, M.D.

Institute of Anatomy
Medical University of Graz

In memory of

Prof. F. ANDERHUBER, M.D.

Institute of Anatomy, Medical University of Graz

INTERNATIONAL FACULTY

Prof. M. SCHEITHAUER

ENT Department, University Ulm/Germany

DISSECTION COORDINATOR

A. WOLF, M.D. ^o

GRAZ FACULTY AND INSTRUCTORS

J. KAINZ ^o

T. ROPPOSCH ^o

P.V. TOMAZIC ^o

T. WEILAND ^o

A. WOLF ^o

G. WOLF ^o

^o Department of General ORL, H&NS, Medical University of Graz

OR-PERSONNEL

M. AMSCHL

AV TECHNICIAN

G. FANK

ORGANIZATION AND SECRETARY

Sabine TUERL, Penzinger Straße 129/2/65, A-1140 Wien, Email: sat@cee-meetings.com, www.ent-graz.com

SCIENTIFIC ORGANIZATION

Prof. Josef KAINZ, M.D.

Dept. of General Otorhinolaryngology, Head and Neck Surgery

Medical University of Graz

Auenbruggerplatz 26, 8036 Graz, AUSTRIA

<p>COURSE LOCATIONS AND REGISTRATION:</p>
--

<p>Wednesday, July 8th 2020 to Saturday, July 11th 2020</p>

<p>Institute of Anatomy, Medical University of Graz, Harrachgasse 21, 8010 Graz</p>

56th GRAZ Course on Rhinosurgery

July 8th-11th, 2020

Course on Septo-Rhinoplasty: Basics

Day 1 (Wednesday 8th July)

07:30-08:30	Registration at Preclinical Institutes, Medical University of Graz, Harrachgasse 21, 8010 Graz
08:30-08:40	Welcome Remarks and Information about the Meeting J. KAINZ
08:40-08:50	Surgical Anatomy of the Nose T. WEILAND
08:50-09:00	Preoperative Management A. WOLF
09:00-09:20	Incisions and Approaches, Postoperative Management G. WOLF
09:20-09:40	Rhinoplasty and the Inner Nose G. WOLF
09:40-10:00	Septoplasty J. KAINZ
10:00-10:10	Questions and Answers

10:10-10:30 Coffee break/Visit exhibition

10:30-10:50	Surgery of the Turbinates in Rhinoplasty M. SCHEITHAUER
10:50-11:10	Deviated Nose G. WOLF
11:10-11:30	Hump and Tension Nose J. KAINZ
11:30-11:50	The problematic septum: special issues and how to solve them! M. SCHEITHAUER
11:50-12:10	Grafts in Rhinoplasty M. SCHEITHAUER
12:10-12:30	Complications: Prophylaxis and Therapy J. KAINZ
12:30-12:45	Questions and Answers

12:45-13:50 Lunch / Visit exhibition

13:50-15:20	Demonstration dissection by J. KAINZ / M. SCHEITHAUER
15:20-18:00	Dissection (for registered participants, Anatomy Lab)
18:00-18:20	Discussion

Adjourn

FUNCTIONAL ENDOSCOPIC SINUS TECHNIQUES

BASIC & ADVANCED COURSE

„From Basic Diagnosis and Surgery to Advanced Applications“

*"RECOMMENDED BY AND UNDER THE AUSPICES OF
THE EUROPEAN RHINOLOGIC SOCIETY"*

July 9th-11th, 2020

ORGANIZED BY THE

ENDOSCOPY SECTION OF THE AUSTRIAN SOCIETY FOR ORL, H & NS

Dedicated to and in Honour of:

Prof. Heinz STAMMBERGER, M.D.

Meeting Director:

Prof. Peter Valentin TOMAZIC, M.D.

International Guest Faculty:

Prof. Darlene LUBBE, M.D., Capetown/South Africa

Gwijde ADRIAENSEN, M.D., Amsterdam/The Netherlands

Prof. Andreas LEUNIG, M.D., Munich/Germany

Prof. Marc SCHEITHAUER, M.D., Ulm/Germany

Fabian SOMMER, M.D., Ulm/Germany



CEE-MEETINGS.COM

FACULTY:

GUESTS OF HONOUR

Prof. D. THURNHER, M.D.

Chair of the Department of General ORL, H&NS,
Medical University of Graz

Prof. N. HAMMER, M.D.

Institute of Anatomy
Medical University of Graz

G. FEIGL, M.D.

Institute of Anatomy
Medical University of Graz

In memory of

Prof. F. ANDERHUBER, M.D.

Institute of Anatomy, Medical University of Graz

INTERNATIONAL FACULTY

Prof. D. LUBBE, M.D.

ENT-Department University of Capetown
Capetown/South Africa

G. ADRIAENSEN, M.D.

ENT-Department University Medical Centre
Amsterdam/The Netherlands

Prof. A. LEUNIG, M.D.

Ear, Nose & Throat Clinic Munich-Bogenhausen
Munich/Germany

Prof. M. SCHEITHAUER, M.D.

ENT Department, University Ulm/Germany

F. SOMMER, M.D.

ENT Department, University Ulm/Germany

DISSECTION COORDINATOR

A. WOLF, M.D. [○]

GRAZ FACULTY AND GUEST INSTRUCTORS

H. BORNEMANN-CIMENTI [□]

H. BRAUN [○]

K. FREUDENSCHUSS [○]

V. GELLNER*

C. GERSTENBERGER [○]

W. HABERMANN [○]

J. KAINZ [○]

M. MOKRY*

T. ROPPOSCH [○]

P.V.TOMAZIC [○]

A. WOLF [○]

G. WOLF [○]

[○] Department of General ORL, H&NS, Medical University of Graz

* Department of Neurosurgery, Medical University of Graz

[□] Department of Anaesthesiology, Medical University of Graz

OR-PERSONNEL

M. AMSCHL

AV TECHNICIAN

G. FANK

ORGANIZATION AND SECRETARY

Sabine TUERL, Penzinger Straße 129/2/65, A-1140 Wien, Email: sat@cee-meetings.com, www.ent-graz.com

SCIENTIFIC ORGANIZATION

Prof. Peter Valentin TOMAZIC, M.D.

Dept. of General Otorhinolaryngology, Head and Neck Surgery

Medical University of Graz

Auenbruggerplatz 26, 8036 Graz, AUSTRIA

COURSE LOCATION AND REGISTRATION:

Wednesday, July 8th 2020 to Saturday July 11th, 2020

Institute of Anatomy, Medical University of Graz, Harrachgasse 21, 8010 Graz

56th GRAZ Course on Rhinosurgery

July 8th-11th, 2020

FUNCTIONAL ENDOSCOPIC SINUS TECHNIQUES

BASIC & ADVANCED COURSE

„From Basic Diagnosis and Surgery to Advanced Applications“

Day 2 (Thursday 9th July)

07:30-08:30	Registration at Preclinical Institutes, Medical University of Graz, Harrachgasse 21, 8010 Graz
08:30-08:45	Welcome remarks and meeting information P.V. TOMAZIC/D. THURNHER
08:45-09:05	Embryologic development and anatomy of the paranasal sinuses G. FEIGL
09:05-09:25	FESS Past, Present and Future: The Messerklinger and Stammberger Legacy A. LEUNIG
09:25-09:45	Development of the Graz FESS concept and the “Lamella- Principle” P.V. TOMAZIC
09:45-10:05	Endotypes and phenotypes of chronic sinusitis and their impact on endoscopic sinus surgery P.V. TOMAZIC

10:05-10:25 Coffee break/Visit exhibition

10:25-10:40	Diagnostic endoscopy G. WOLF
10:40-11:00	The Graz Sinus-CT checklist A. WOLF
11:00-11:15	Danger areas at skull base J. KAINZ
11:15-11:30	Endoscopic approach to the maxillary sinus and the missed ostium sequence A. LEUNIG
11:30-11:50	Endoscopic approaches to the sphenoid sinus: parasseptal, transeptal, transthemoidal and combined routes P.V. TOMAZIC
11:50-12:10	Endoscopic approach to frontal recess and frontal sinus: classic and intact bulla route A. LEUNIG
12:10-12:20	Questions and Answers

12:20-13:30 Lunch / Visit exhibition

13:30-14:30	Demonstration dissection P.V. TOMAZIC
14:40-18:30	Dissection: Green group (Anatomy Lab) Parallel lectures: Yellow and White groups (Lecture Hall)

Parallel lectures (Groups „Yellow“ and „White“):

14:40-14:55	The Graz OR Set-up and Instrumentation P.V. TOMAZIC
14:55-15:15	Anaesthesia for FESS H. BORNEMANN-CIMENTI
15:15-15:35	Medical treatment of CRS: pre- and postoperative, antibiotics, steroids, guidelines F. SOMMER
15:35-15:50	Novel developments in CRS: Biomarkers and Biologicals P.V. TOMAZIC
15:50-16:05	Powered Instrumentation in FESS G. WOLF
16:05-16:20	The role of Navigation in FESS C. GERSTENBERGER

16:20-16:40 Coffee break/Visit exhibition

16:40-17:00	Choanal atresia: To stent or not to stent? A. WOLF
17:00-17:20	Endoscopic DCR G. WOLF
17:20-17:40	Endoscopic management of bleeding G. ADRIAENSEN
17:40-18:00	Endoscopic orbital and optic nerve decompression H. BRAUN
18:00-18:20	Endoscopic cases: Fungus Balls, Mucoceles and Osteomas G. ADRIAENSEN
18:20-18:30	Questions and Answers

Welcome Cocktail at the Course Venue

Day 3 (Friday 10th July)

08:30-09:30	Demonstration dissection A. LEUNIG
09:40-13:30	Dissection: Yellow groups (Anatomy Lab) Parallel lectures: Green and White group (Lecture Hall)

Parallel lectures (Groups „Green“ and „White“):	
09:40-09:55	The Graz OR Set-up and Instrumentation P.V. TOMAZIC
09:55-10:15	Anaesthesia for FESS H. BORNEMANN-CIMENTI
10:15-10:35	Medical treatment of CRS: pre- and postoperative, antibiotics, steroids, guidelines F. SOMMER
10:35-10:50	Novel developments in CRS: Biomarkers and Biologicals P.V. TOMAZIC
10:50-11:05	Powered Instrumentation in FESS G. WOLF
11:05-11:20	The role of Navigation in FESS C. GERSTENBERGER

11:20-11:40 Coffee break/Visit exhibition

11:40-12:00	Choanal atresia: To stent or not to stent? A. WOLF
12:00-12:20	Endoscopic DCR G. WOLF
12:20-12:40	Endoscopic management of bleeding G. ADRIAENSEN
12:40-13:00	Endoscopic orbital and optic nerve decompression H. BRAUN
13:00-13:20	Endoscopic cases: Fungus Balls, Mucoceles and Osteomas G. ADRIAENSEN
13:20-13:30	Questions and Answers

13:30-14:30 Lunch/Visit exhibition

14:30-14:50	Endoscopic approach to frontal sinus: Our concept and implication for Draf III median drainage A. LEUNIG
14:50-15:10	Endoscopic management of CSF-leaks M. SCHEITHAUER
15:10-15:30	Endoscopic medial maxillectomy and modifications F. SOMMER
15:30-15:45	Endoscopic nasopharyngectomy P.V. TOMAZIC
15:45-15:50	Questions and Answers

15:50-15:55 Group Photo

15:55-16:15 Coffee break/Visit exhibition

16:15-16:35	Pterygopalatine and infratemporal fossa approach D. LUBBE
16:35-16:55	Endoscopic treatment of Juvenile Angiofibroma D. LUBBE
16:55-17:15	Endoscopic management of Inverted Papilloma G. ADRIAENSEN
17:15-17:35	Endoscopic treatment of malignant Tumors D. LUBBE
17:35-17:50	Major complications in/after FESS P.V. TOMAZIC
17:50-18:00	Questions and Answers

Networking event at Schloss Frauheim

RhinoNeuroSurgery

Day 4 (Saturday 11th July)

08:00-08:30	Registration
08:30-08:50	The Graz Model of “RhinoNeuroSurgery” M. MOKRY/V. GELLNER
08:50-09:10	Anatomy of- and around the Sella: Surgical considerations V. GELLNER
09:10-09:30	The endoscopic transnasal approach to the Sella and Planum sphenoidale: How to preserve nasal structures and function P.V. TOMAZIC
09:30-10:00	Decision-making in Tricky Macroadenoma, Meningioma, Craniopharyngioma, Chordoma and Chondrosarcoma M. MOKRY

10:00-10:30 Coffee break

10:30-11:00	To/Through the orbit and beyond: Final frontiers and Limitations of Endoscopic Skull Base Surgery D. LUBBE
11:00-12:00	Lunch Symposium with Live-Dissection (<i>endoscopic approach to the Sella, Planum sphenoidale and Clivus</i>) V. GELLNER/P.V. TOMAZIC <i>industry sponsored Symposium</i>

WE DO HOPE YOU HAVE ENJOYED THE MEETING – HAVE A SAFE TRIP HOME!!!